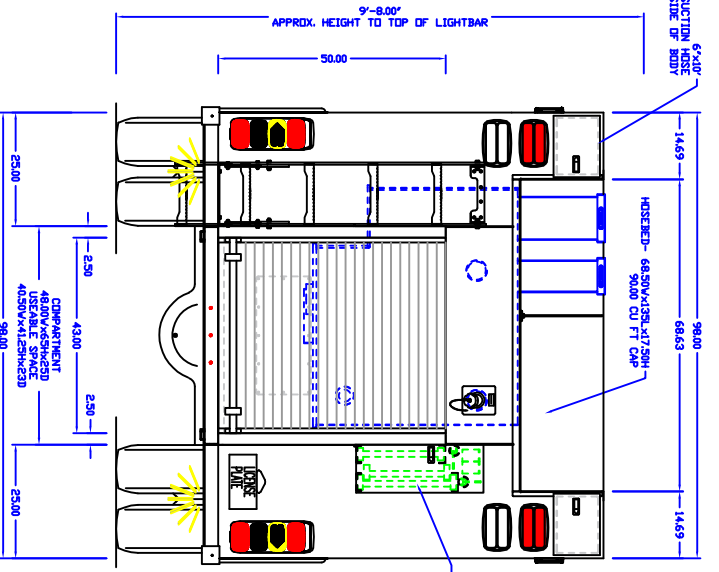

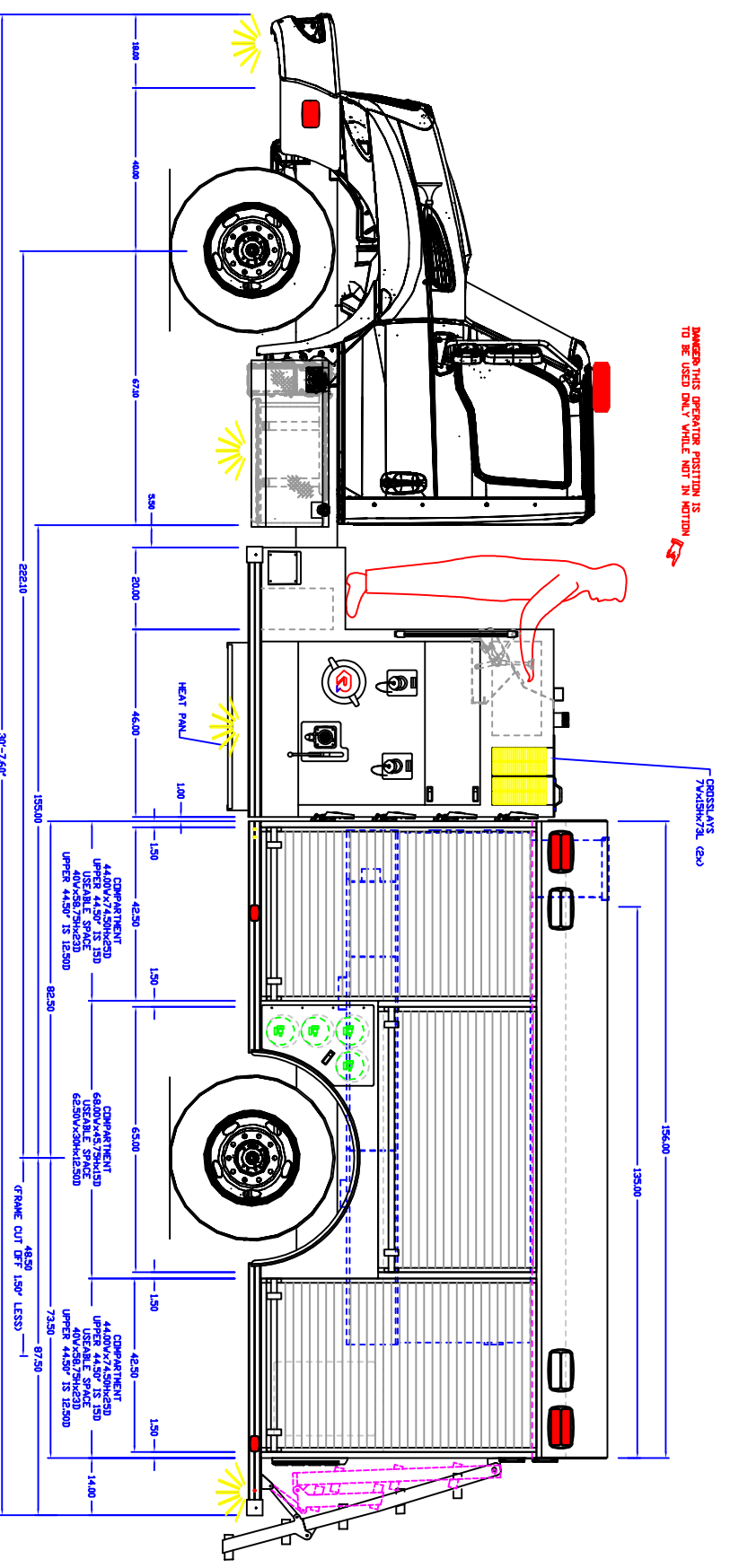
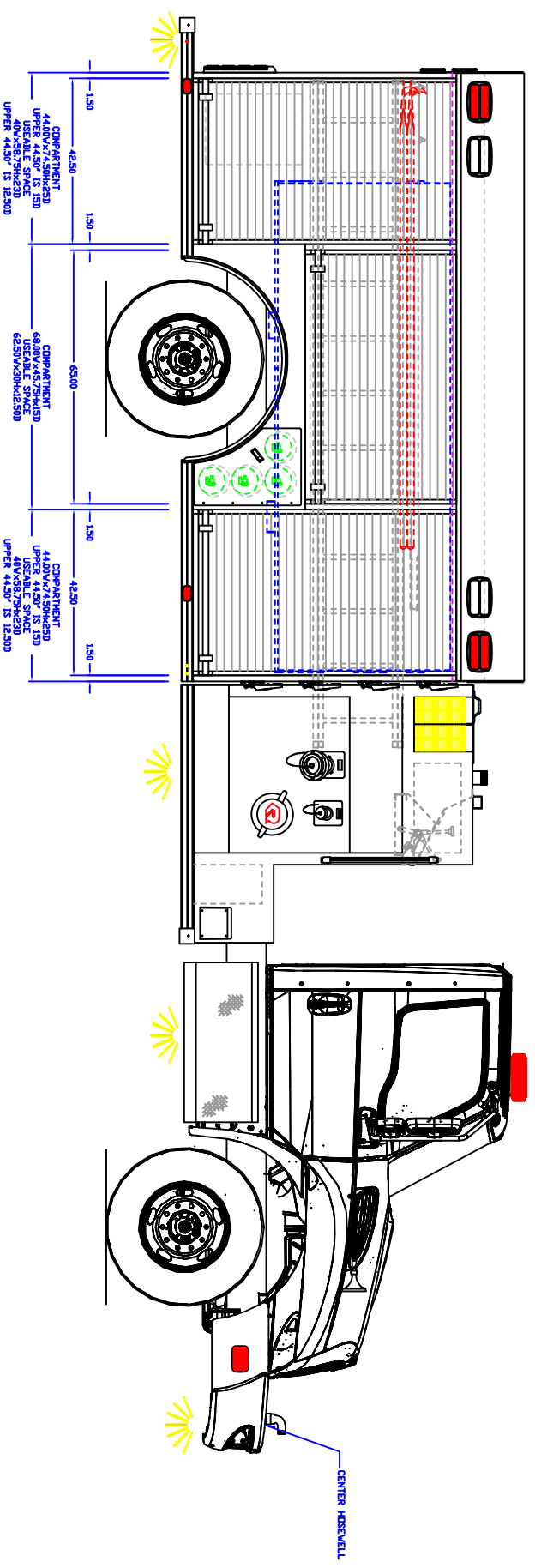


IMAGES THIS OPERATOR POSITION IS TO BE USED ONLY WHILE NOT IN MOTION



- NOTES:
1. OVERALL HEIGHT IS IN LOADED CONDITION. UNLOADED HEIGHTS MAY BE 4" ABOVE HEIGHTS SHOWN.
 2. DO NOT SCALE DRAWING.
 3. ALL DIMENSIONS ARE APPROXIMATE AND SUBJECT TO ENGINEERING CHANGES.
 4. DRAWING MAY OR MAY NOT SHOW ALL ITEMS AS DESCRIBED IN THE WRITTEN DETAIL SPECIFICATIONS.
 5. INCLUSION OF AN ITEM ON THE DRAWING DOES NOT CONSTITUTE INCLUSION OF THAT ITEM WITH THE FINAL DELIVERED UNIT.
 6. THE EFFECTIVE DOOR OPENINGS WILL BE APPROX. 2" LESS THAN THE NOTED COMPARTMENT OPENING FOR ROLL UP DOORS AND UP TO APPROX. 4" LESS FOR HINGED DOORS



INITIALS: EH
 JOB NUMBER: 18714
 DATE: 5/25/2022

MAIN FILE: -
 DEPT: -
 DEALER: -
PRODUCTION APPROVED

REVISED: - DATE: -
 DRAWN: BVZ DATE: 5/3/22

PROPRIETARY AND CONFIDENTIAL
 THE INFORMATION CONTAINED IN THIS DRAWING IS THE SOLE PROPERTY OF ROSENBAUER. REPRODUCTION IN PART OR AS A WHOLE WITHOUT THE WRITTEN PERMISSION OF ROSENBAUER IS PROHIBITED.

APPROVED BY:	
CHASSIS:	INTERNATIONAL 2DR
PUMP:	WATROUS 1500 GPM
TANK:	POLY/1000/20FOAM
PANEL MATL:	LINE X
COMP INTERIOR:	SPATTER PAINT
MAXIMUM HEIGHT	NONE
MAXIMUM LENGTH	NONE
BODY WIDTH	98"

R-SERIES

1000 IH 2DR TM

